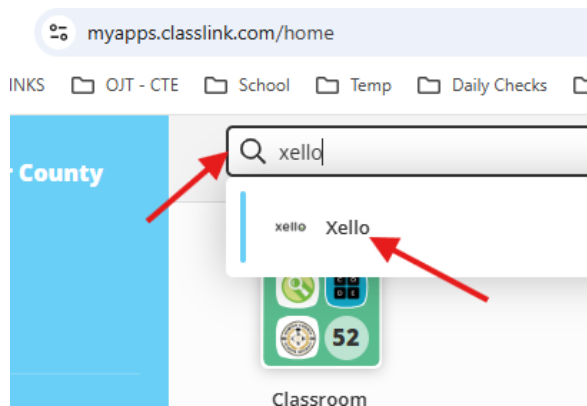


Xello Steps for Jump Start High School Seniors:

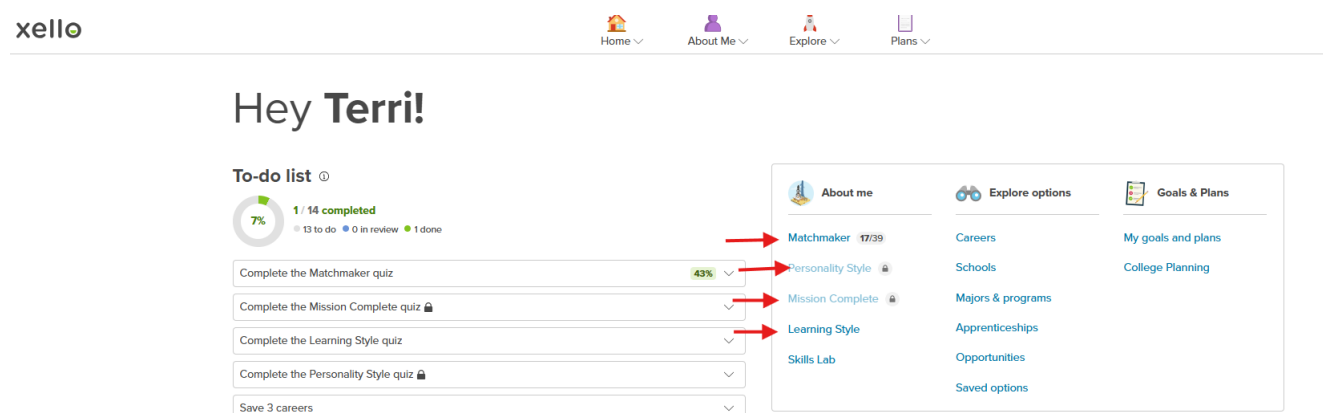
Follow these steps to:

- (a) Complete some “quizzes” to learn about your strengths and interests
- (b) Explore some “careers”, “majors” and/or “schools/colleges”
- (c) Select your three favorite “careers”, “majors”, and/or “schools/colleges”
- (d) Identify available scholarships that match any of your favorites
- (e) Start building your resume.

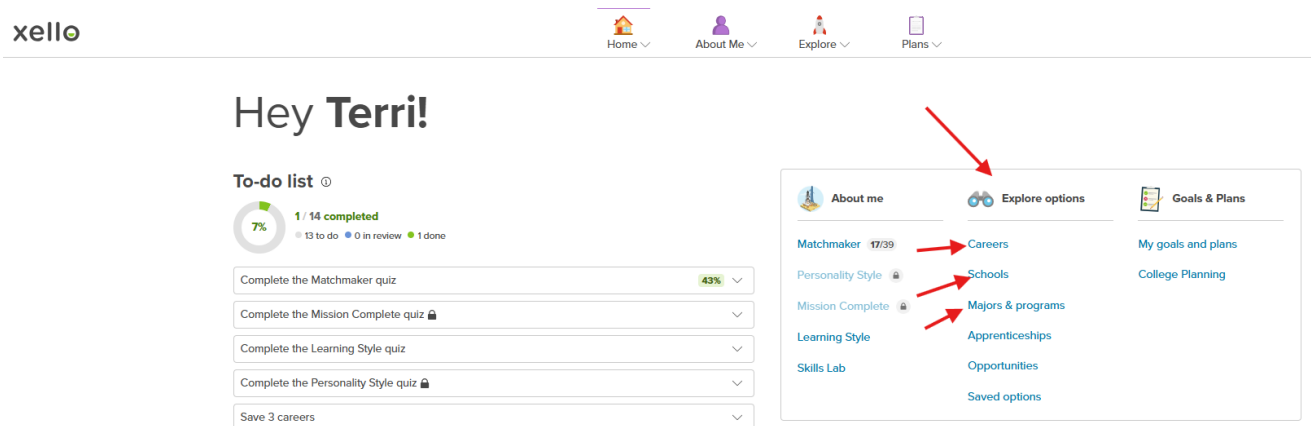
1. Open ClassLink
2. Type “Xello” in the search bar
3. Click on the link



4. Complete the inventory quizzes under the “About Me” column:

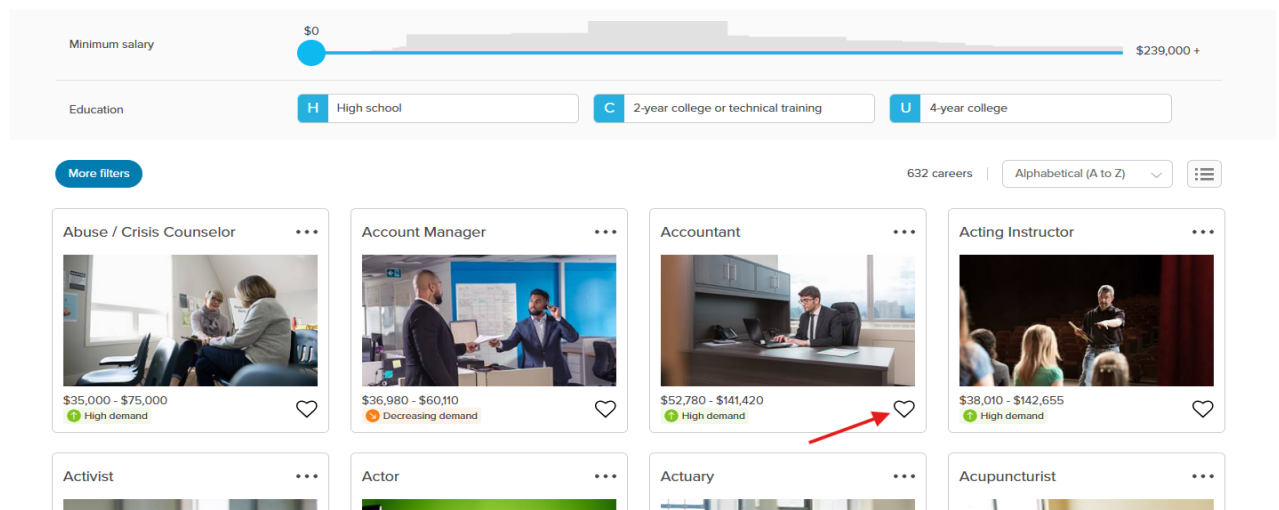


- To look at specific careers, colleges/schools, or majors click the links under “Explore Options”.
- Click the “heart” next to your favorite 3 careers, next to your 3 favorite schools, and the next to the 3 majors you are most interested in obtaining in college. These “favorites” will be used by the Xello search engine to recommend the scholarships that are a good match for you.



- Here's where you find the heart to click by your favorite 3 careers:

Explore careers



- Scroll to the bottom of the career page to find the majors that are aligned with that career.
- Click on the major and then click the heart to save that major.

Business Administration and Management, General

Certificate/diploma, Associate, Bachelor's, Graduate

Like a boss! This is how you'll feel after completing a major in business administration and management. If you are a goal-oriented, organized extrovert, you could thrive in this program. It's all about setting targets for yourself and others and hitting them as efficiently as possible.

Show more

Typical courses for this major

Each college that offers this major will have different requirements and specific courses. But, you can expect

Related Careers

- Outdoor Guide**
\$25,000 - \$55,000
High demand
- Operations Manager**
\$47,420 - \$239,200
High demand
- IT Project Manager**
\$44,450 - \$70,000

Like this major? Unsave

10. Scroll to the bottom of the Major page to find the schools/colleges that offer that major.
11. Click on the school/college name and then click the heart to save that school/college to your favorites:

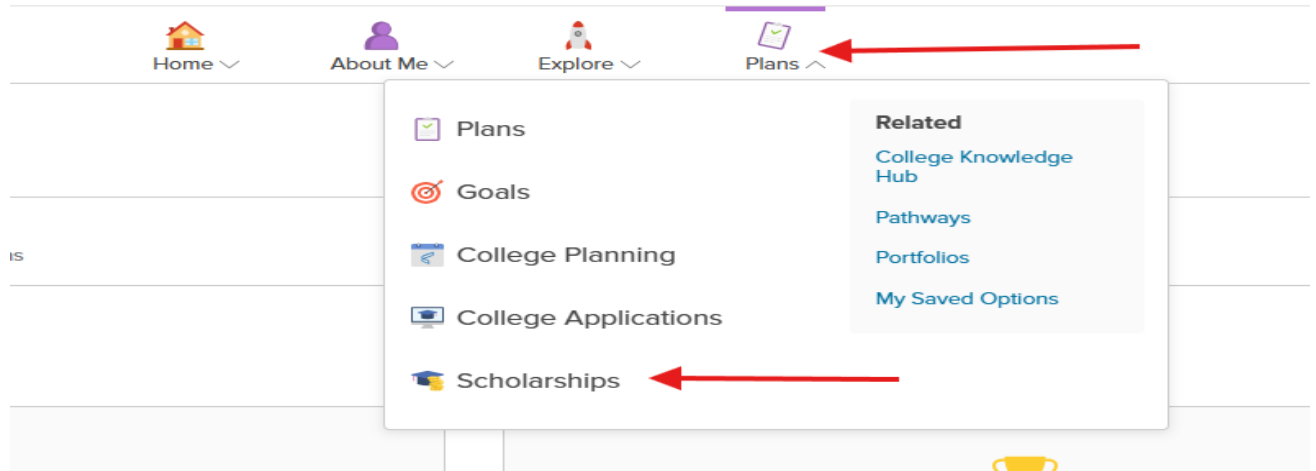
Bethune-Cookman University

Like this school? Saved

Overview Majors

Private Non-profit

12. Once you have saved 3 careers, 3 majors, and 3 schools you can check out the scholarships.
13. At the top of the page find "plans", hover over it and select "scholarships" from the dropdown list:



14. To build a resume, go to the top of the page and hover over “About Me” then click “Resume” from the drop down. Answer each section to complete your resume. You can then download it and save it in your personal files for future use.

